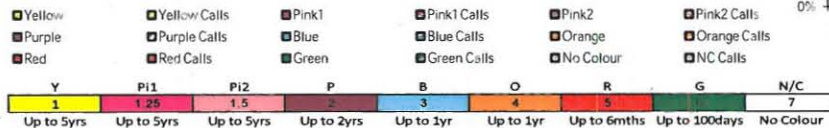
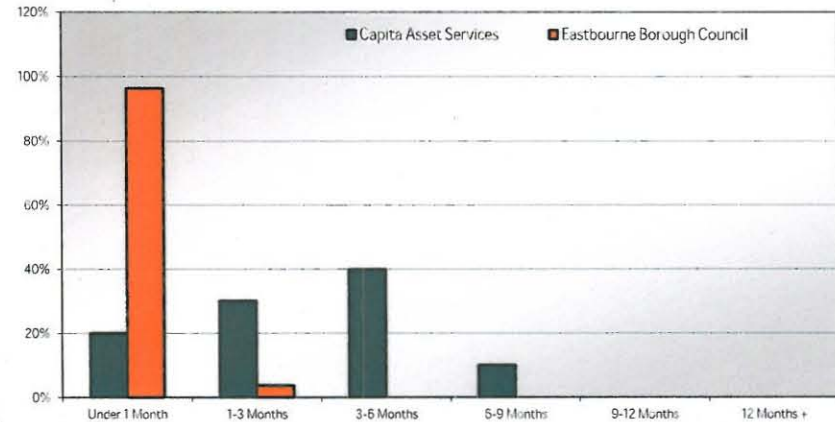
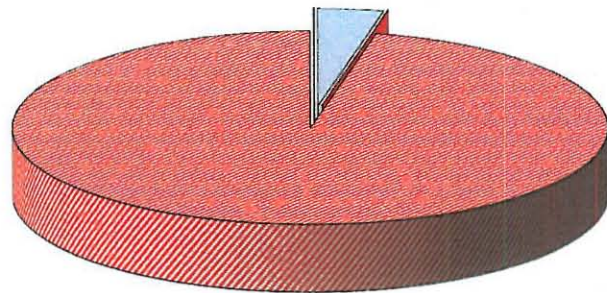


Eastbourne Borough Council

Current Investment List

Borrower	Principal (£)	Interest Rate	Start Date	Maturity Date	Lowest Long Term Rating	Historic Risk of Default
Santander UK Plc	2,700,000	0.74%		Call	A	0.000%
The Royal Bank of Scotland Plc	100,000	0.35%		Call90	BBB+	0.049%
Total Investments	£2,800,000	0.73%				0.002%

Portfolio Composition by Capita Asset Services' Suggested Lending Criteria



Portfolios weighted average risk number = **4.93**

WARoR = Weighted Average Rate of Return
WAM = Weighted Average Time to Maturity

	% of Portfolio	Amount	% of Colour in Calls	Amount of Colour in Calls	% of Call in Portfolio	WARoR	WAM	WAM at Execution	Excluding Calls/MMFs/EMMFs	
									WAM	WAM at Execution
Yellow	0.00%	£0	0.00%	£0	0.00%	0.00%	0	0	0	0
Pink1	0.00%	£0	0.00%	£0	0.00%	0.00%	0	0	0	0
Pink2	0.00%	£0	0.00%	£0	0.00%	0.00%	0	0	0	0
Purple	0.00%	£0	0.00%	£0	0.00%	0.00%	0	0	0	0
Blue	3.57%	£100,000	100.00%	£100,000	3.57%	0.35%	90	90	0	0
Orange	0.00%	£0	0.00%	£0	0.00%	0.00%	0	0	0	0
Red	96.43%	£2,700,000	100.00%	£2,700,000	96.43%	0.74%	0	0	0	0
Green	0.00%	£0	0.00%	£0	0.00%	0.00%	0	0	0	0
No Colour	0.00%	£0	0.00%	£0	0.00%	0.00%	0	0	0	0
Total	100.00%	£2,800,000	100.00%	£2,800,000	100.00%	0.73%	3	3	0	0